

FINFAM

FINANCES, GENDER & POWER

PTDC/IVC-SOC/4823/2012-FCOMP-01-0124-FEDER-029372

HEALTH AND ECONOMIC CRISIS IN PORTUGAL

A PILOT EXPLORATORY STUDY

ALEXANDRA FERREIRA-VALENTE
LINA COELHO

29th May 2014



Centre for Social Studies
Associate Laboratory
University of Coimbra



QUADRO
DE REFERÊNCIA
ESTRATÉGICO
NACIONAL
PORTUGAL 2007.2013



JNIÃO EUROPEIA
Fundo Social Europeu



Fundação para a Ciência e a Tecnologia
MINISTÉRIO DA EDUCAÇÃO E CIÊNCIA

REVIEW OF THE EVIDENCE

- ▶ **Ebner (2010) Report** (AER Social Policy & Public Health Committee)
 - ▶ Health Inequalities → European countries
→ Within countries and regions
 - ▶ Health Inequalities are the result of social contextual factors:
 - ▶ Environmental, Working & Housing conditions
 - ▶ Lifestyle
 - ▶ Education
 - ▶ Health Care System and Welfare State
 - ▶ Current Economic Crisis:
 - ▶ Unemployment, Job Flexibility & Austerity → ↑ **Mental Illness**
Food and Health are less affordable

REVIEW OF THE EVIDENCE

▶ WHO (2009) Report:

- ▶ Economic downturns → ↑ risk of mental disorders & suicide
- ↓ public expenditure with health and welfare
- deepen social inequalities, poverty & deprivation
- **vulnerable groups**: low socio-economic groups & unemployed

REVIEW OF THE EVIDENCE

- ▶ **WHO (2013) Report:**
 - ▶ Consequences of the Current Crisis
 - ▶ Mental Health is the most affected by economic changes
 - ▶ Socio-economic determinants...

UNEMPLOYMENT

ECONOMIC DEPRIVATION

JOB INSECURITY

EXCESSIVE INDEBTEDNESS

JOB STRESS

LOW EDUCATION

REVIEW OF THE EVIDENCE

► Notara et al. (2013)

UNEMPLOYMENT
LOW INCOME



MORTALITY & SUICIDE RATES
MENTAL DISORDERS
CONSUMPTION OF TOBACCO &
ALCOHOL

AIMS

- ▶ Assess the average health perception of married and as-married Portuguese men and women (aged 30-50 years old)
- ▶ Assess gender differences
- ▶ Assess the association with socio-economic variables and with housework distribution

METHOD

▶ National Survey

- ▶ Socio-demographic
- ▶ Professional and economic situation
- ▶ Money management
- ▶ Impact of the crisis
 - Professional status
 - Income
 - Consumption
 - Indebtedness/Credit
 - Psychological well-being and marital relationship
- ▶ Strategies to deal with the consequences of the crisis
- ▶ Housework division
- ▶ **SF-8**
 - Mental Health Perception
 - Physical Health Perception

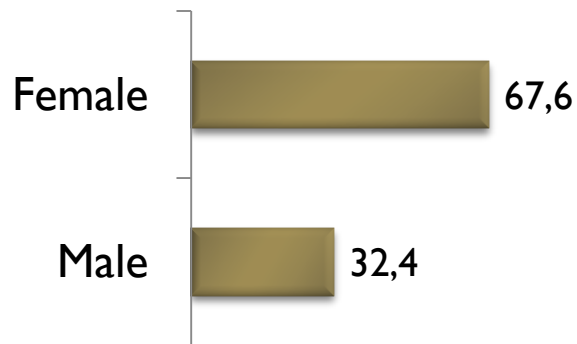
FINFAM

FINANCES, GENDER & POWER

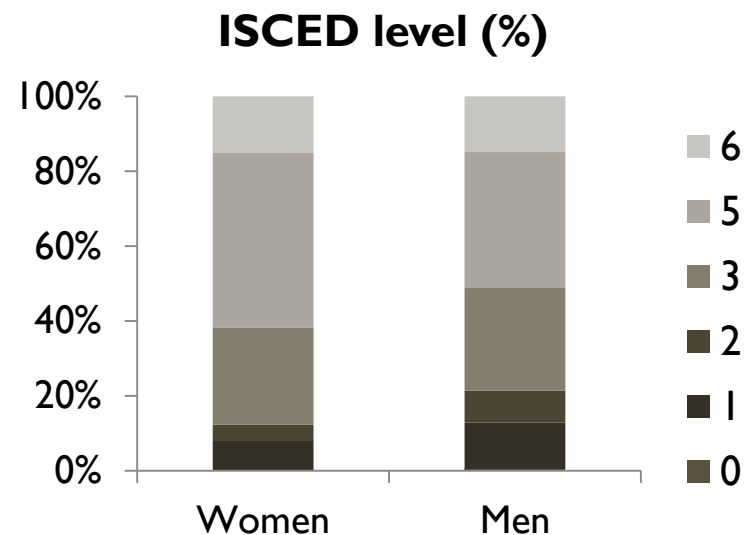
PTDC/IVC-SOC/4823/2012-FCOMP-01-0124-FEDER-029372

PARTICIPANTS

- ▶ **N = 774**
- ▶ **(As) Married individuals with dependent children**



- ▶ **Age: $\underline{M}_{[F]} = 40,15$ / $\underline{M}_{[M]} = 42,22$**



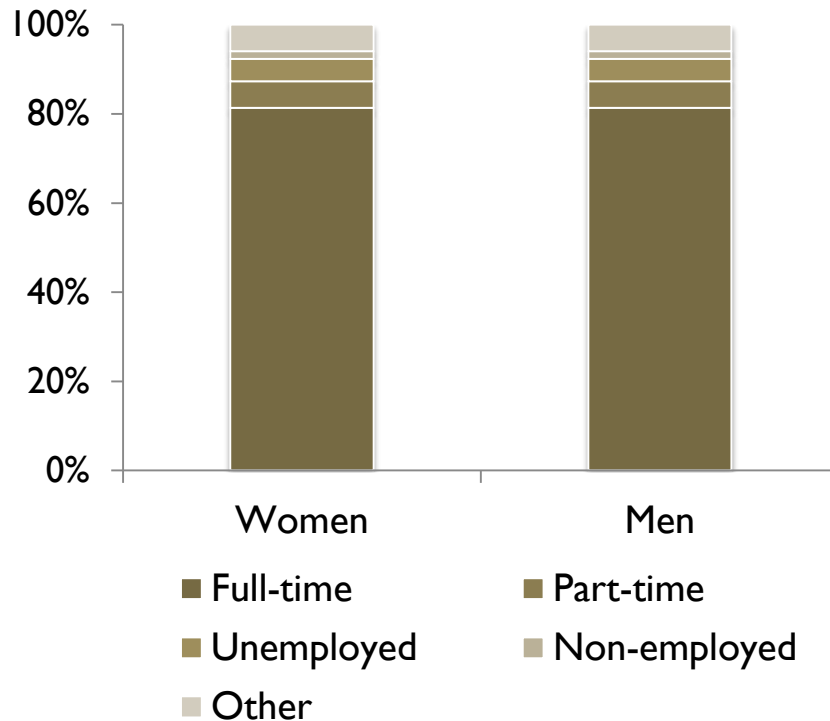
FINFAM

FINANCES, GENDER & POWER

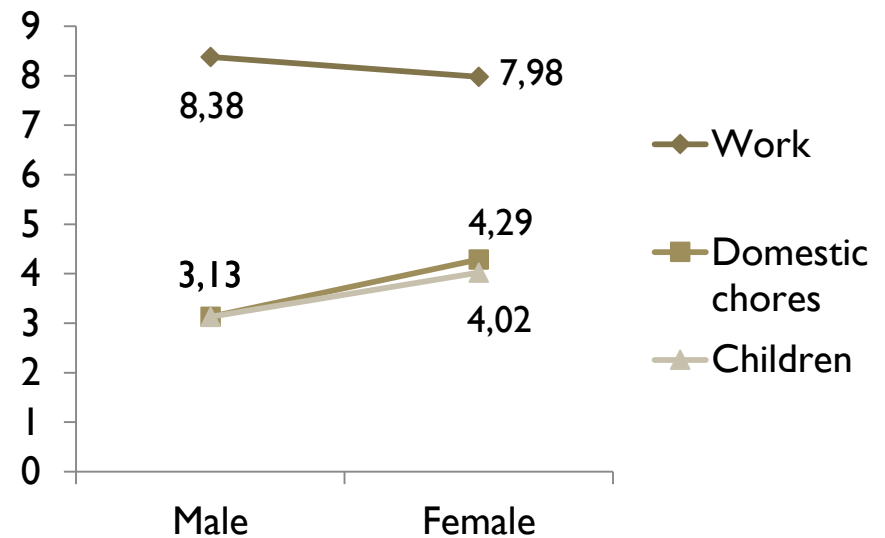
PTDC/IVC-SOC/4823/2012-FCOMP-01-0124-FEDER-029372

RESULTS

Professional Status (%)



Number of Hours/Day



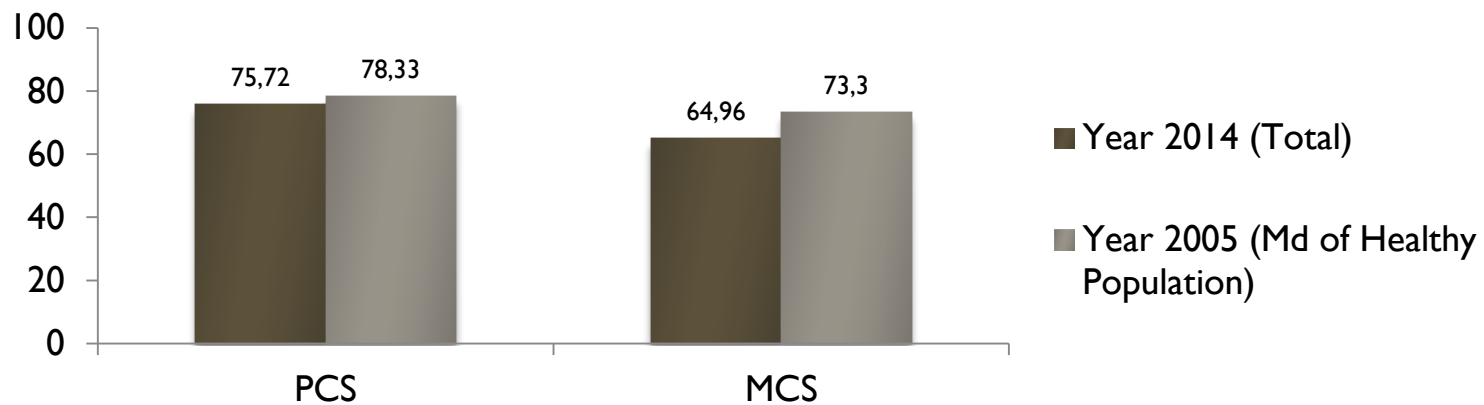
FINFAM

FINANCES, GENDER & POWER

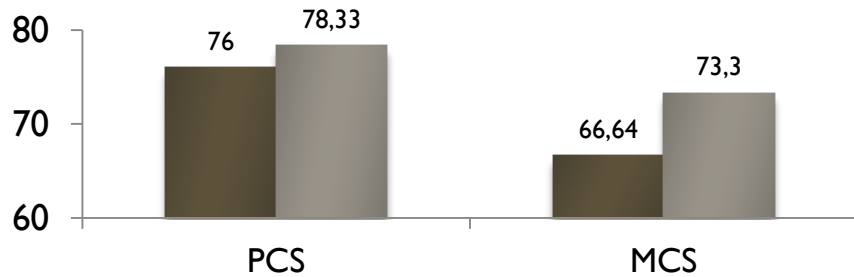
PTDC/IVC-SOC/4823/2012-FCOMP-01-0124-FEDER-029372

RESULTS

Health Perception

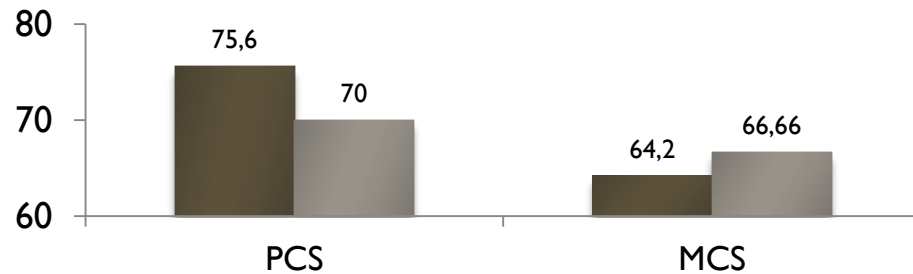


Men



- Year 2014 (Men)
- Year 2005 (Md of Healthy Men)

Women



- Year 2014 (Women)
- Year 2005 (Md of Healthy Women)

FINFAM

FINANCES, GENDER & POWER

PTDC/IVC-SOC/4823/2012-FCOMP-01-0124-FEDER-029372

RESULTS

PCS



EDUCATION LEVEL $RHO = 0,22$

PROFESSIONAL STATUS

WORKING HOURS/DAY

PERSONAL SPENDING MONEY $RHO = 0,15$

HOUSEHOLD'S INCOME $RHO = 0,16$

**HOURS DEDICATED TO
DOMESTIC CHORES** $RHO = -0,11$

FINFAM

FINANCES, GENDER & POWER

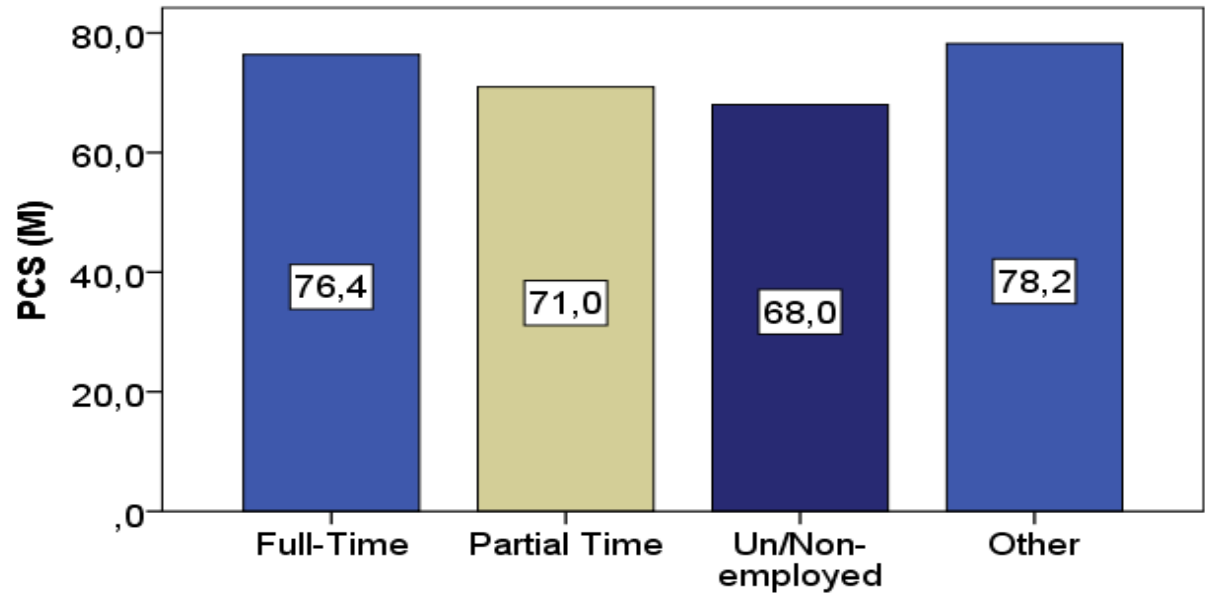
PTDC/IVC-SOC/4823/2012-FCOMP-01-0124-FEDER-029372

RESULTS

PCS

EDUCATION LEVEL $RHO = 0,22$

PROFESSIONAL STATUS



FINFAM

FINANCES, GENDER & POWER

PTDC/IVC-SOC/4823/2012-FCOMP-01-0124-FEDER-029372

RESULTS

MCS



EDUCATION LEVEL

PROFESSIONAL STATUS

WORKING HOURS/DAY

PERSONAL SPENDING MONEY

HOUSEHOLD'S INCOME

**HOURS DEDICATED TO
DOMESTIC CHORES**

RHO = -0,07

FINFAM

FINANCES, GENDER & POWER

PTDC/IVC-SOC/4823/2012-FCOMP-01-0124-FEDER-029372

RESULTS



FINFAM

FINANCES, GENDER & POWER

PTDC/IVC-SOC/4823/2012-FCOMP-01-0124-FEDER-029372

CONCLUSION

▶ Mental Health 2014:

▶  + Vs  -

▶  2014 - Vs 2005 +

▶ Physical Health 2014:

▶  2014 - Vs 2005 +

WHY?

CONCLUSION

WHY?

▶ Longitudinal Results?

▶ Some thoughts...

- ▶ Hours devoted to house chores: ♀ > ♂
- ▶ Schoolarity
- ▶ Being (or not) full time employed: ♀ = ♂



*devote more hours to domestic chores
are simultaneously engaged in full/part-time jobs*